

Mechanical Valves



How to Order

- MSV**
Mechanical Valve
- 86**
86 Series
98 Series
- 32**
32: Two-position Three-way
52: Two-position Five-way
- 1**
Port connection
1: G1/8
2: G1/4
- R**
Control unit type
Blank: Basic body without control unit
R: Roller Lever
TB: Turing selector
LB: Lever selector
PB: Push button
PP: Palm button
PPL: Palm button
EB: Stop lock button

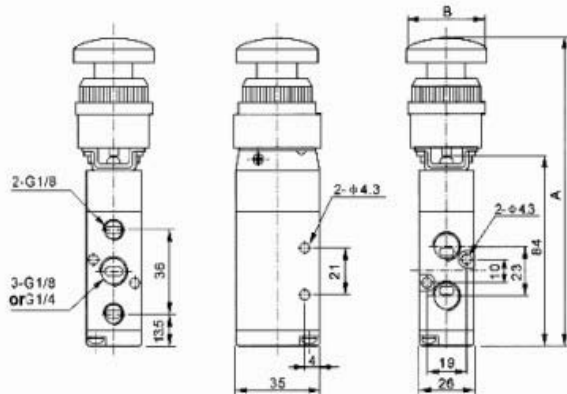
Technical data

Model	MSV86321	MSV86522	MSV98322
Working medium	Filtered air		
Number of position	Two-position Three-way	Two-position Five-way	Two position Three-way
Pressure range	0~0.8MPa	0~0.8MPa	0~0.8MPa
Temperature range	0~60°C		
Effective section area	12mm ² (CV=0.67)	16mm ² (CV=0.89)	16mm ² (CV=0.89)
Port connection	G1/8	G1/4	G1/4

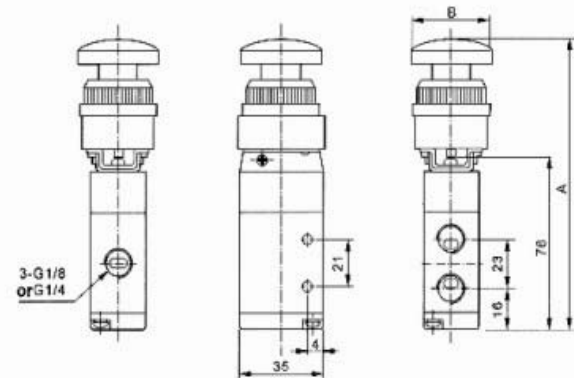
Mechanical Valves

Dimensions(mm)

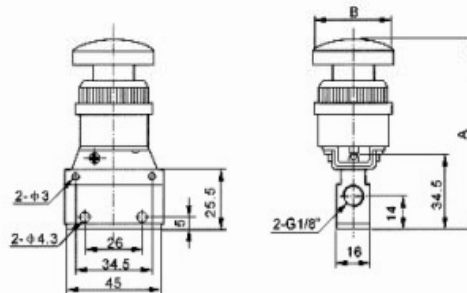
MSV86522



MSV98322



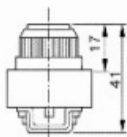
MSV86321



Model	Symbol	PP	PPL	LB	TB	EB	PB	R
MSV86522	A	114	119	133	136.5	134	131	107.5
	B	39.5	24.5	26.5	36.5	39.5	37.5	42.5
MSV98322	A	106	111	125	129.5	126	123	99.5
	B	39.5	24.5	26.5	36.5	39.5	37.5	42.5
MSV86321	A	66	71	85	88.5	86	83	59.5
	B	39.5	24.5	26.5	36.5	39.5	37.5	42.5

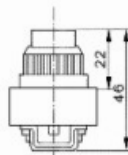
PP

Palm button



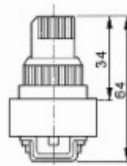
PPL

Palm button



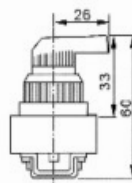
TB

Turning selector



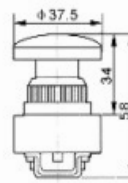
LB

Lever selector



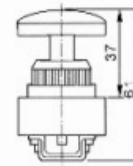
PB

Push button



EB

Stop lock button



R

Roller Lever

